



Setting up COM Port for Wired USB

When tethering a StretchSense MoCap Pro Glove to a Windows 10 PC via a USB cable, additional drivers are required to create a virtual COM port and its configuration needs to be updated to ensure the Windows OS does not introduce unnecessary latency to the raw data stream from the MoCap Pro Glove.

Prerequisites

- StretchSense MoCap Pro Gloves
- USB-MicroUSB cables (1 per glove to be used)
- Windows 10 PC that the gloves will be physically connected to
- FTDI Virtual COM Port Drivers available from <https://www.ftdichip.com/Drivers/VCP.htm>

Preparing the Gloves

1. Make sure the StretchSense MoCap Pro gloves are charged. They need to be connected to a USB port via the USB-MicroUSB cable and the switch on the side of the gloves electronic modules must be switched to **C** for charge. A full charge takes 2.5 hours.
2. When the gloves are charged, connect them to the Win10 PC using the USB-MicroUSB cable and switch the switch on the side of the glove's electronics module to **D** for data.
3. Push the button on top of the glove's electronics module twice to enter USB mode. The glove's LED will blink green to signify USB mode. If in doubt, hold the glove button down for >2 seconds to put the glove electronics module into a known sleep state and then do two short button pushes to enter USB mode. The glove is now streaming data to the USB port.

Setting up the COM Port

1. Download and install the FTDI Virtual COM Port Drivers from <https://www.ftdichip.com/Drivers/VCP.htm>

DOC-5002 Setting up COM Port for Wired USB Connection

Created: 20200422

Last Updated: 20200721

Last Updated By: TG

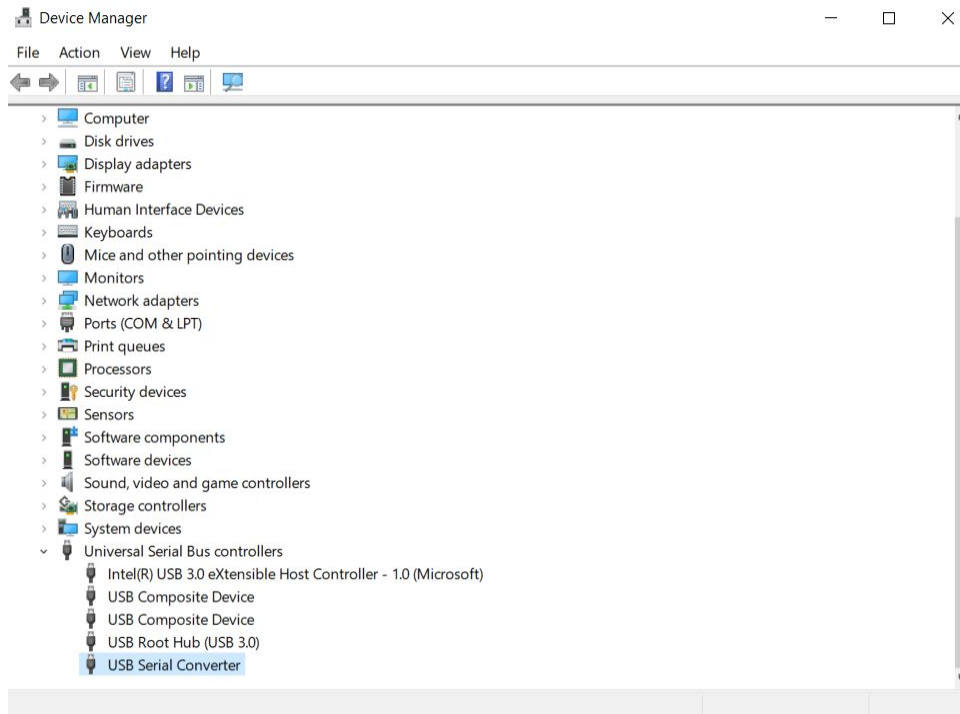
Authors: TG, AD

Revision: 2

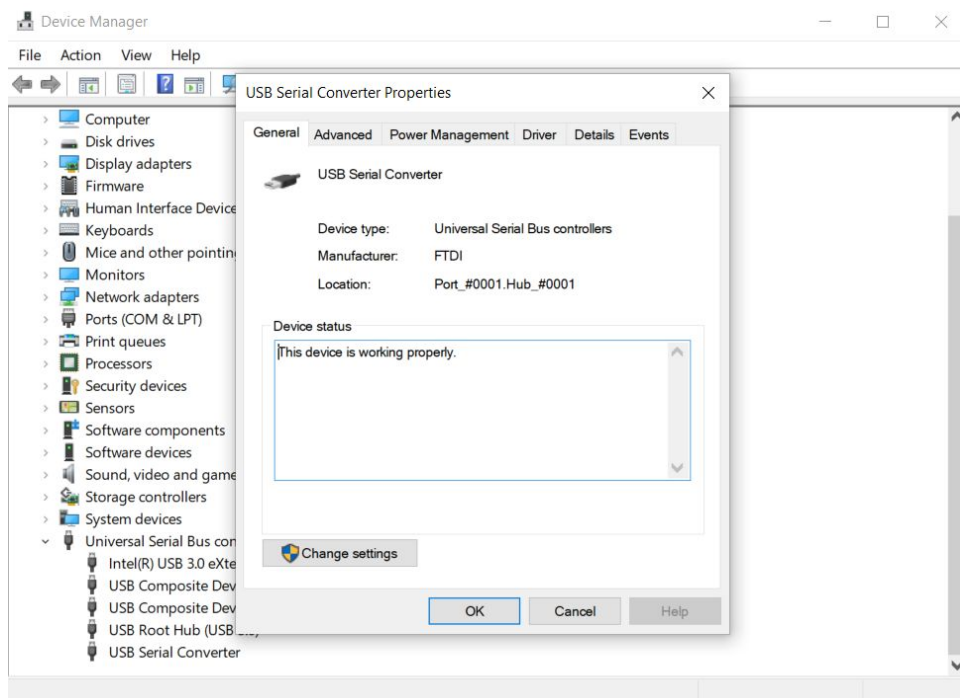


StretchSense
A Sensor Holdings Limited Brand

2. With the glove connected to Win10 PC, open Windows Device Manager. The glove will show up under **Universal Serial Bus controllers** as a **USB Serial Converter**.



3. Double click on the **USB Serial Converter** item to open the properties page



DOC-5002 Setting up COM Port for Wired USB Connection

Created: 20200422

Last Updated: 20200721

Last Updated By: TG

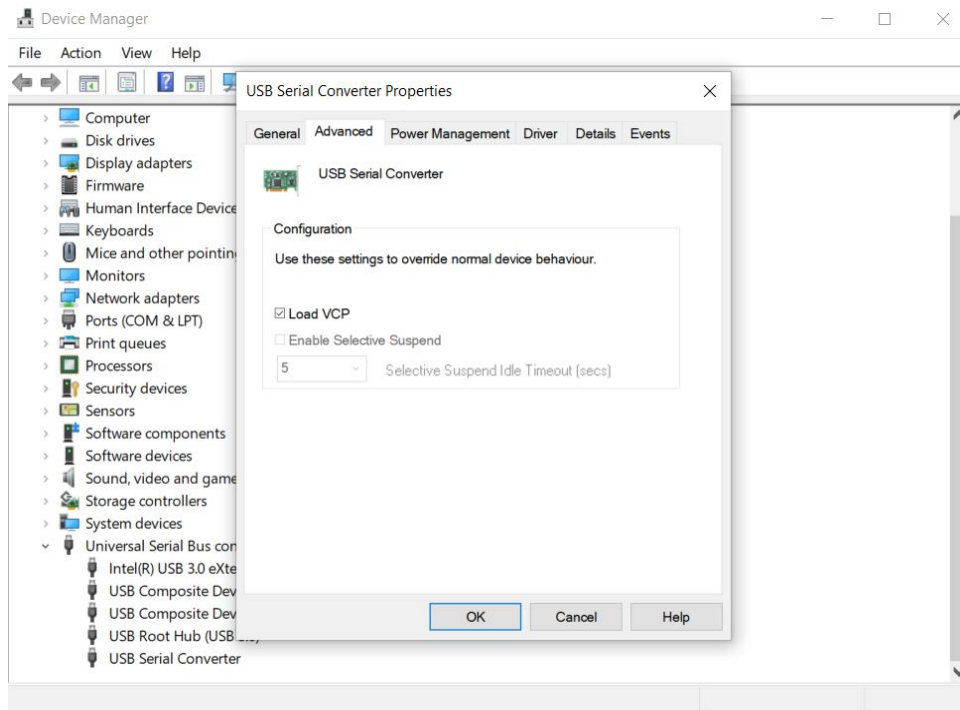
Authors: TG, AD

Revision: 2

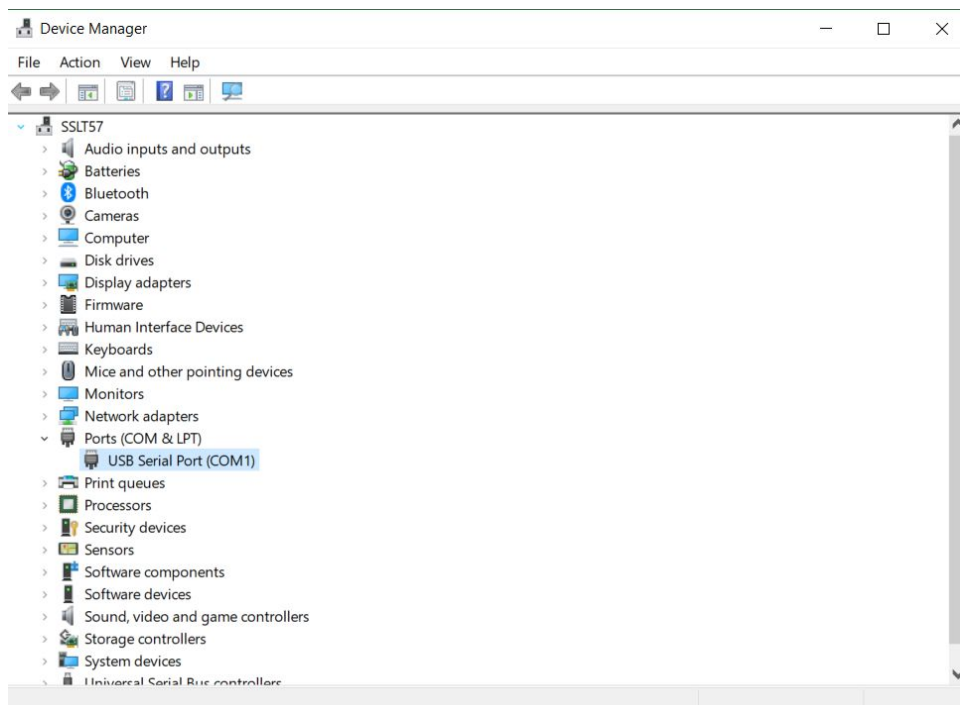


StretchSense
A Sensor Holdings Limited Brand

4. Go to the **Advanced** tab and check the **Load VCP** box, then click **OK**.



5. Unplug and plug the glove USB cable again. The glove will now appear under **Ports (COM & LPT)** and be automatically assigned a COM Port number by Windows.



DOC-5002 Setting up COM Port for Wired USB Connection

Created: 20200422

Last Updated: 20200721

Last Updated By: TG

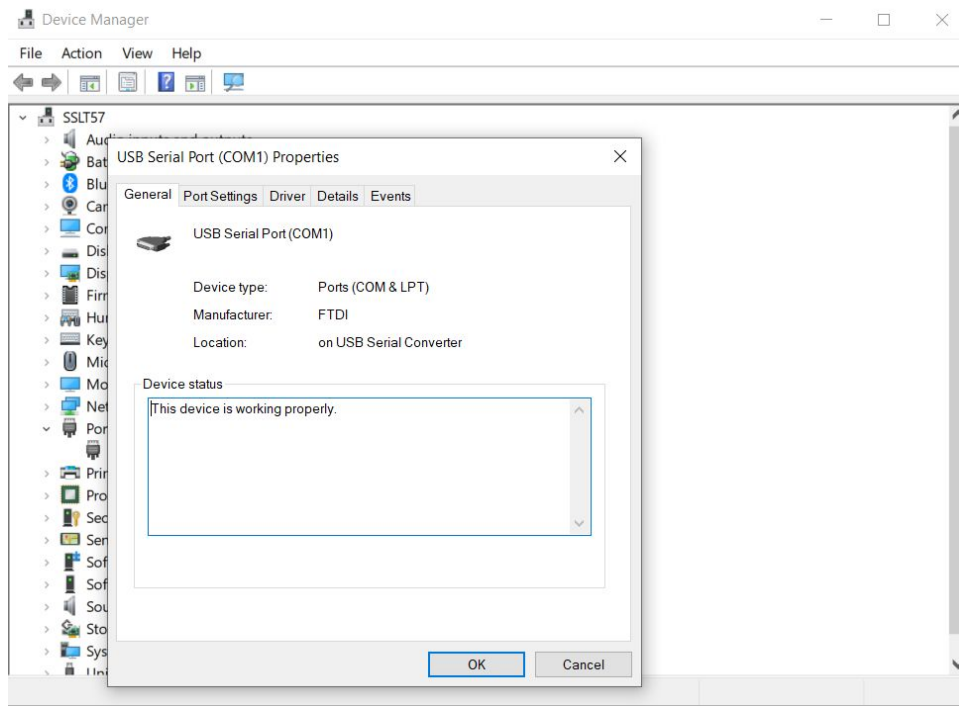
Authors: TG, AD

Revision: 2

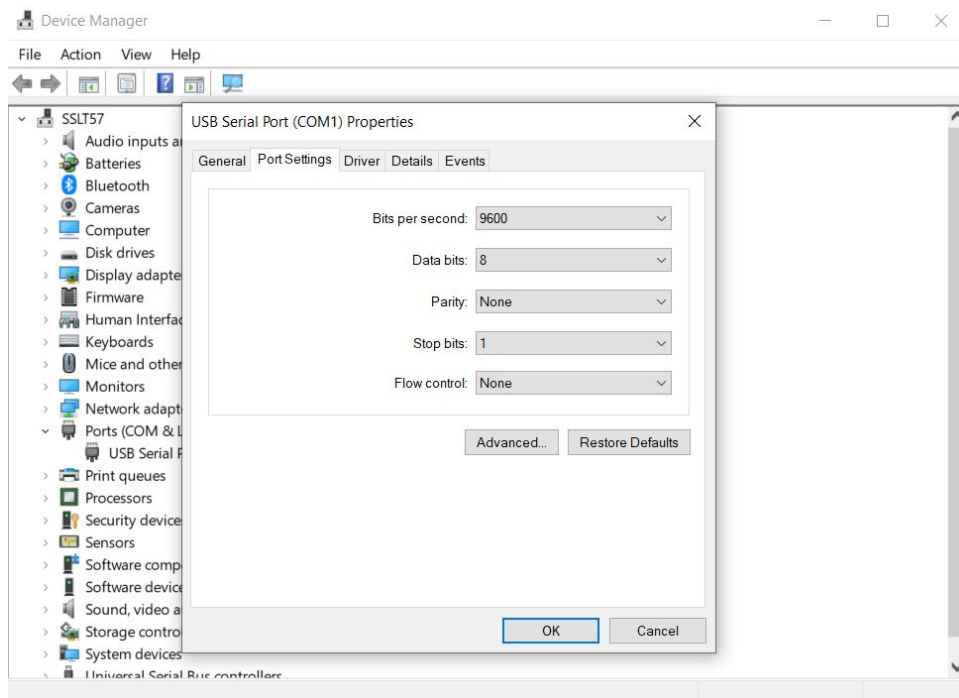


StretchSense
A Sensor Holdings Limited Brand

6. Double click the **USB Serial Port (COMX)** associated with the glove to open the port properties



7. Go to the **Port Settings** tab and click the **Advanced** button.



DOC-5002 Setting up COM Port for Wired USB Connection

Created: 20200422

Last Updated: 20200721

Last Updated By: TG

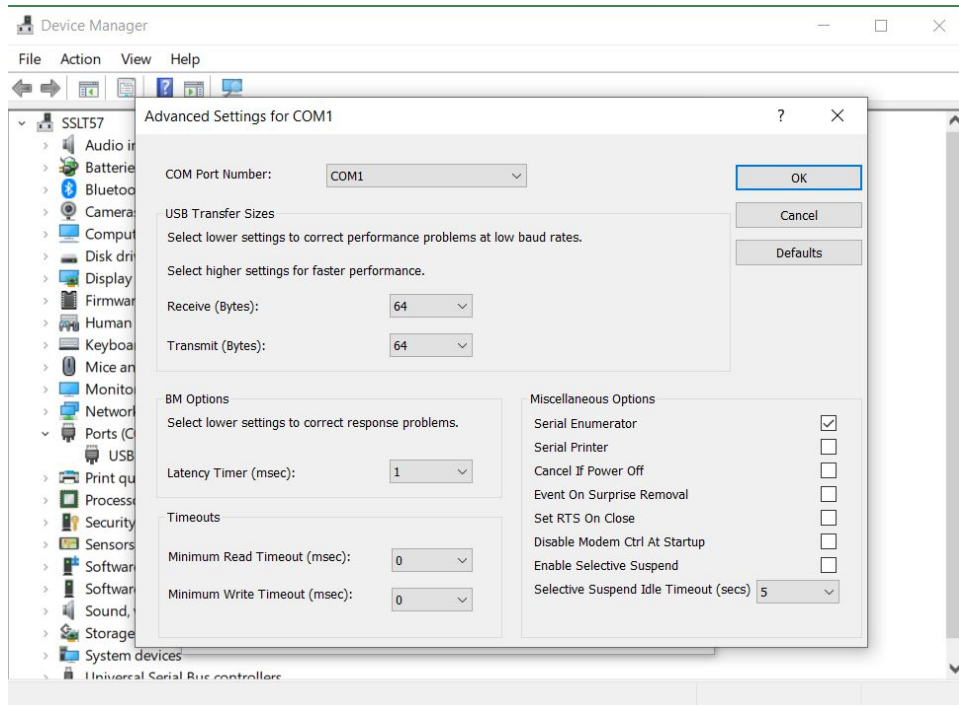
Authors: TG, AD

Revision: 2



StretchSense
A Sensor Holdings Limited Brand

8. Configure the **USB Transfer Sizes**, **BM Options**, and **Timeouts** as specified in the image below. Note you can also reassign the glove to a different port number of your choosing using the **COM Port Number** drop down box.



DOC-5002 Setting up COM Port for Wired USB Connection

Created: 20200422

Last Updated: 20200721

Last Updated By: TG

Authors: TG, AD

Revision: 2



StretchSense
A Sensor Holdings Limited Brand

Disclaimer, Intellectual Property and Licensing

All resources including technical information, statements and recommendations are based on information StretchSense believes to be reliable, but the accuracy or completeness is not guaranteed. StretchSense is not liable for any loss of profit, revenue, savings, business, use, data (including data and design inputs), and/or goodwill or consequential, indirect, incidental or special damage or loss of any kind under or in connection with these resources.

INTELLECTUAL PROPERTY (IP)

StretchSense owns all IP related to StretchSense sensing elements and circuits (including technology and IP relating to sensing element design, sensor array design, cabling, connectors, tracks and termination points, sensing integrated circuits, sub-circuits, and circuits developed and/or supplied by StretchSense), sensing algorithms and all embedded firmware used to control the acquisition, processing and/or transmission of sensor data generated by StretchSense sensing elements and circuits, all embedded firmware and software used to sense, output, and/or control the operation of the StretchSense sensing elements and circuits, and all technology and IP relating to the manufacture and/or quality control of the foregoing, including mechanical, electronic or adhesive materials, systems and methods for attaching StretchSense sensing elements and circuits to a structure (collectively Core IP); all StretchSense garment designs (including material specifications, patterns, aesthetic and functional features, and garment assembly instructions), all technology and IP relating to physical placement and layout of StretchSense sensing elements and circuits and Core IP, and all design files or documents containing technical information relating to the design and function of a circuit (including an integrated circuit), enclosure, garment or sensing technology layout or illustration, including CAD representations, mechanical drawings, schematics, datasheets, specifications, bills of material and process instructions, including the drawings, diagrams, or CAD files that we develop StretchSense reference circuits (collectively Enabling IP); and all StretchSense proprietary software (including any software, firmware, API, SDK, for communication with StretchSense Sensing elements and/or circuits, or any software, firmware, API, or SDK for processing, interpreting, analysing data generated by StretchSense sensing elements and/or circuits, provided as a pre-compiled library or application or similar (collectively Proprietary Software), and all StretchSense reference software provided as source code, that is provided or otherwise made available by StretchSense as reference or example software, excluding any third party software); (collectively Reference Software). A limited license to Core IP integrated into items purchased or otherwise received from StretchSense is provided solely to the extent necessary to use, display, distribute, perform, offer for sale, sell, export, store, or import those same items provided that, in the case of Core IP that utilises DEAP technology licensed from Parker Hannifin Corporation (as further described below), such licence is, unless otherwise agreed in writing by StretchSense, limited to evaluation and application validation purposes, and commercial purposes in the consumer electronics, motion capture and augmented/virtual reality, and sports and fitness industries. A limited license to use, display, reproduce, distribute, perform, create derivative works of, make, have made, offer for sale, sell, export, store, import and otherwise make use of Enabling IP solely in conjunction with items purchased from StretchSense is incorporated in the purchase price of said items. License to use Proprietary Software is subject to accepting of the terms of StretchSense's End User License Agreement (EULA) which is available on request from StretchSense. License to use, display, reproduce, distribute, perform, create derivative works of, make, have made, offer for sale, sell, export, store, import and otherwise make use of Reference Software is provided under the terms of the StretchSense Reference Software License.

LICENSING

StretchSense has licensed technology from Parker Hannifin Corporation and from Auckland UniServices Limited:

Parker Hannifin Corporation

StretchSense products that utilise certain dielectric electro-active polymer (DEAP) technology are manufactured and supplied under licence from the Quick Coupling Division of Parker Hannifin Corporation, Minneapolis, MN, USA ("Parker"). Such licence enables StretchSense to manufacture and supply Parker DEAP transducer products generally for evaluation and application validation purposes, and commercially for consumer electronics, motion capture and augmented/virtual reality, and sports and fitness industries. Commercial use in other industries is subject to Parker's prior consent.

Auckland UniServices Limited

StretchSense products that utilise certain sensor and dielectric elastomer generator technologies are manufactured and supplied under license from Auckland UniServices Limited in Auckland, New Zealand ("UniServices"). These licensed technologies originally being created by the Biomimetics Lab at the Auckland Bioengineering Institute. Such license enables StretchSense to manufacture and supply sensor and dielectric elastomer generator products for evaluation, application validation, and commercial purposes for all fields.

STRETCHSENSE REFERENCE SOFTWARE LICENSE

Copyright (c) 2012 - 2020 Sensor Holdings Limited

Permission is hereby granted, to any person obtaining a copy of this software ("Software"), to deal in the Software without restriction, including without limitation the rights to use, copy, modify, merge, publish, distribute, sublicense, and/or sell copies of the Software, and to permit persons to whom the Software is furnished to do so, subject to the following condition:

The above copyright notice and this permission notice shall be included in all copies or substantial portions of the Software.

THE SOFTWARE IS PROVIDED "AS IS", WITHOUT WARRANTY OF ANY KIND, EXPRESS OR IMPLIED, INCLUDING BUT NOT LIMITED TO THE WARRANTIES OF MERCHANTABILITY, FITNESS FOR A PARTICULAR PURPOSE AND NONINFRINGEMENT. IN NO EVENT SHALL THE AUTHORS OR COPYRIGHT HOLDERS BE LIABLE FOR ANY CLAIM, DAMAGES OR OTHER LIABILITY, WHETHER IN AN ACTION OF CONTRACT, TORT OR OTHERWISE, ARISING FROM, OUT OF OR IN CONNECTION WITH THE SOFTWARE OR THE USE OR OTHER DEALINGS IN THE SOFTWARE.

DOC-5002 Setting up COM Port for Wired USB Connection

Created: 20200422

Last Updated: 20200721

Last Updated By: TG

Authors: TG, AD

Revision: 2



StretchSense
A Sensor Holdings Limited Brand

Revision Summary

Revision	Date	Notes
2	2020.07.21	Added disclaimer text
1	2020.04.22	Initial version